

# Planning for Changing Enrollment

Near Term Enrollment Strategies  
Implementation 2012-2013 - Second Draft

**Special Education Council**

# Board Priorities to Guide Planning for Increased Enrollment

April 19, 2011 Board Meeting

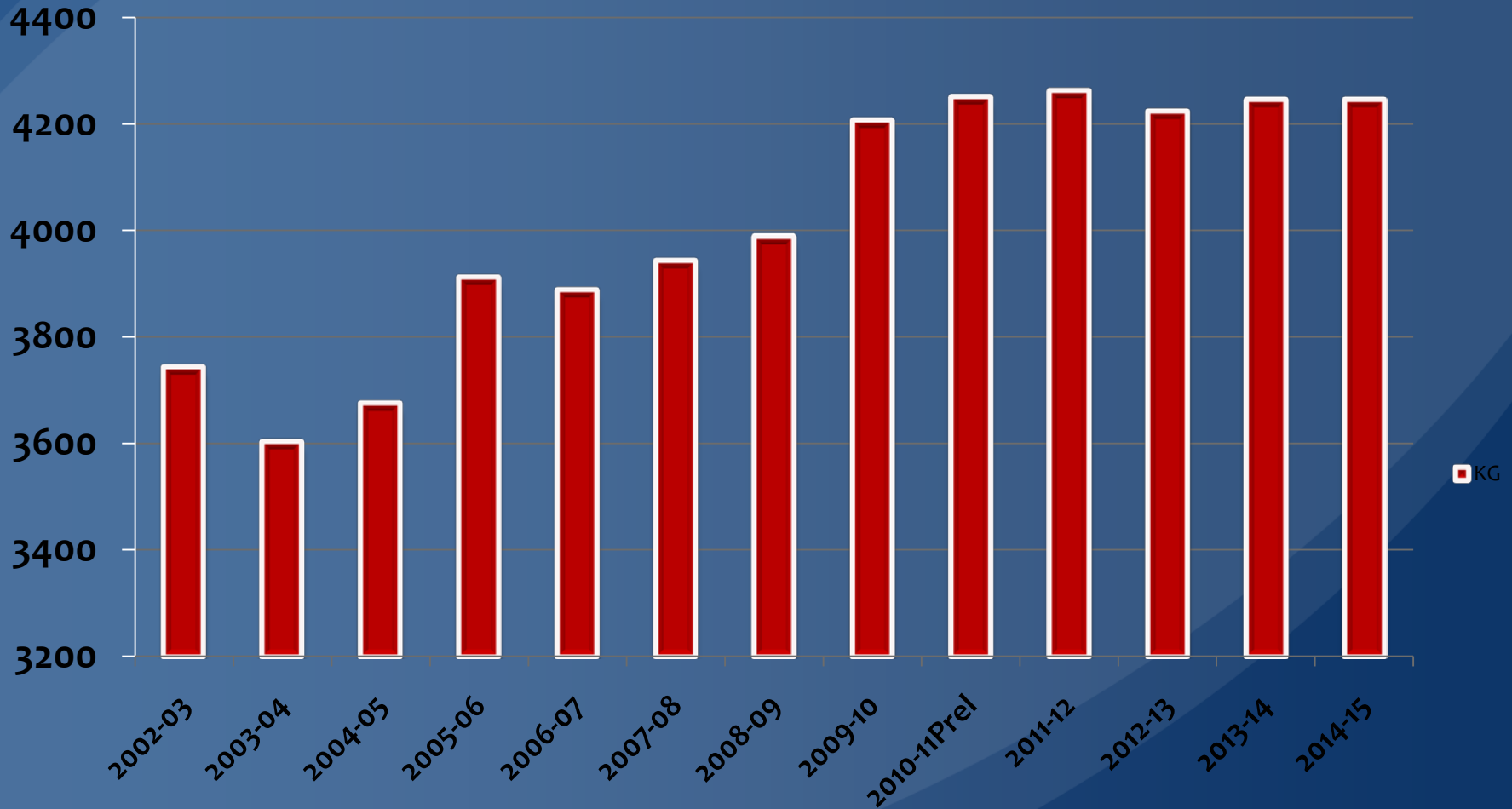
- Strengthen academic programs
- Equity
- Impact on families & community
- Sustainability
- Financial impact

# Factors that Impact Enrollment

1. Demographic Changes
2. Market Share

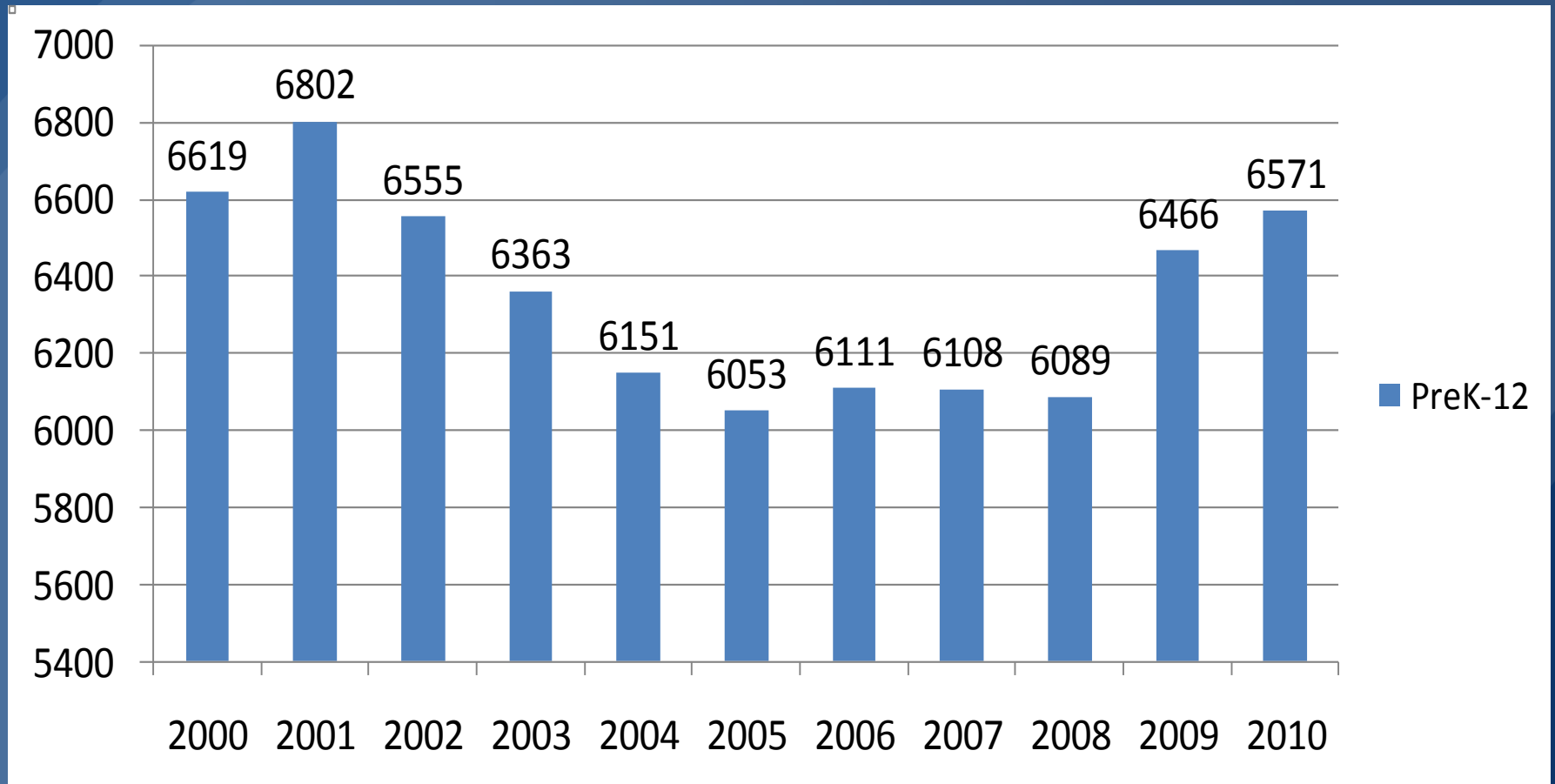
# History and Projections for City of Minneapolis Publicly Educated Kindergarteners

The number of kindergarteners in the city of Minneapolis has increased



Data from the Department of Education and 2010 US Census

# PreK-12 Special Education Enrollment 2000-2010



## Examples:

- Autism program has increased 464 students since 2000 (260 students in 2000 to 724 students in 2010)<sub>5</sub>
- ECSE program has increased 193 students since 2000 (656 students in 2000 to 849 students in 2010)

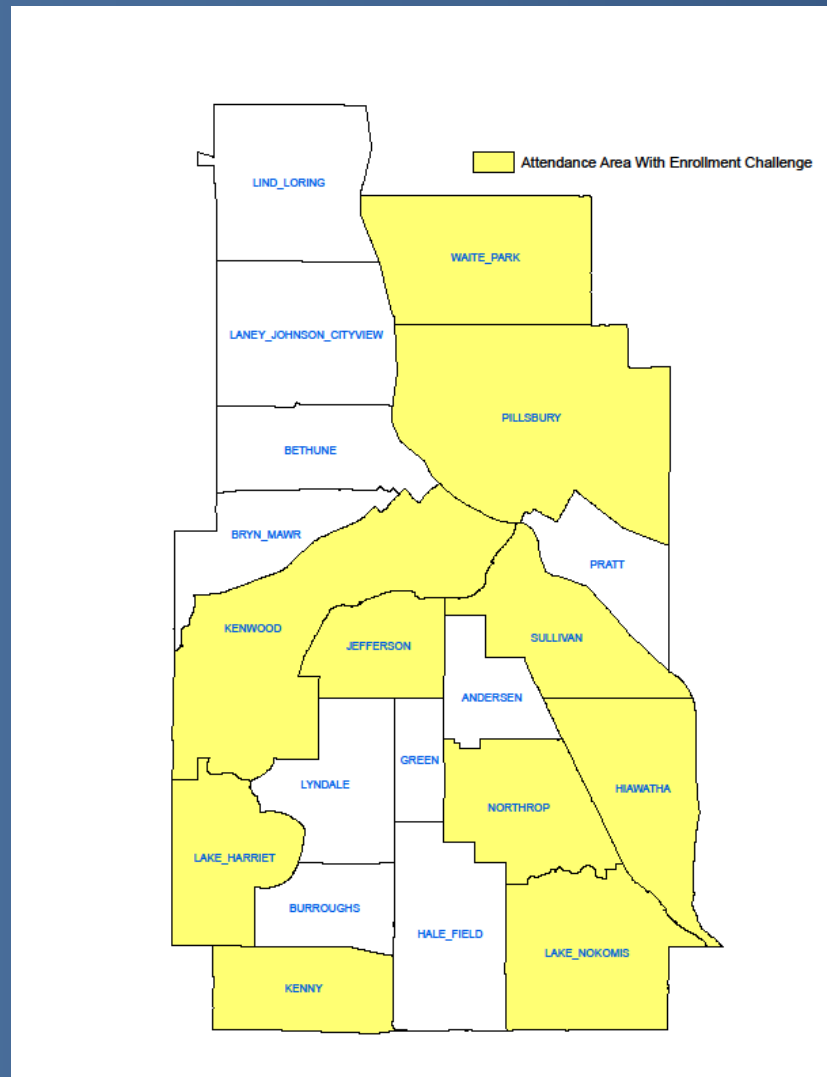
# Projected Change of Classrooms in the Autism City-wide Program 2012-13 (as of 10/3/11)

Zone	K-5	Middle	High School
Zone 1	+2	-	-
Zone 2	+2	+1*	-1**
Zone 3	-	+1	+1**

\*Dependent on a sufficient number of 6<sup>th</sup> graders in 2012 or 2013

\*\* Two Autism classrooms at Roosevelt will be moved to South and Southwest

# K-5 Projected Enrollment Challenges in the Next Five Years



# Projected District-Wide Enrollment Increases for 2015

## District Wide Projections

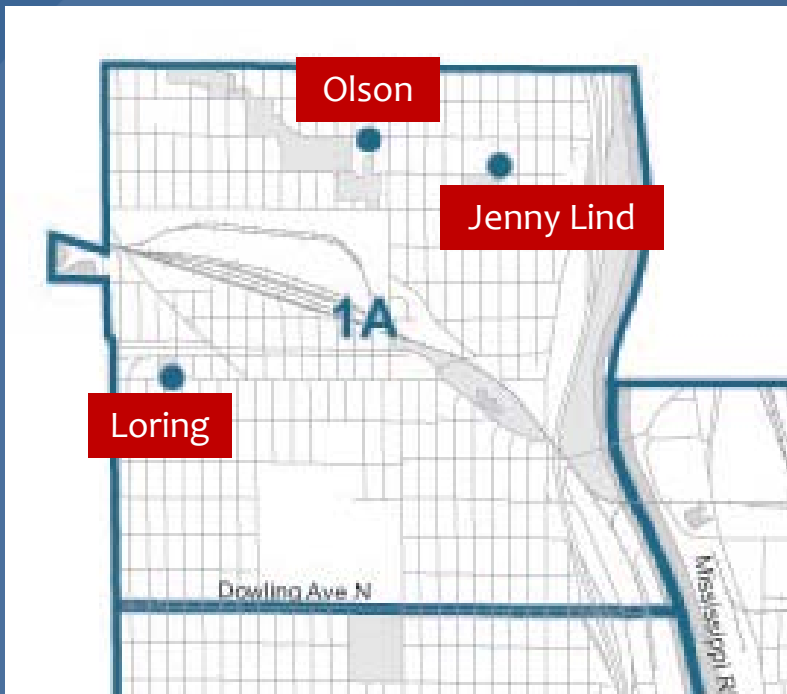
Year	K-5	Middle
2015	1,200 to 1,975	830 to 1,325

## Zone Projections

Zone	K-5	Middle
Zone 1*	150 to 250	30 to 100
Zone 2	500-825	150 to 225
Zone 3	550 to 900	650 to 1,000

# Jenny Lind & Olson

**Current:** Jenny Lind K-4 pathways to Olson 5-8



## **Proposed Recommendation:**

Jenny Lind becomes a K-5 and Olson a 6-8 middle school

Enrollment Strategy Used:  
Grade Configuration Change

## **Rationale:**

Provides a comprehensive 6-8 middle school option for attendance areas 1A and 1B and a traditional K-5 program at Jenny Lind

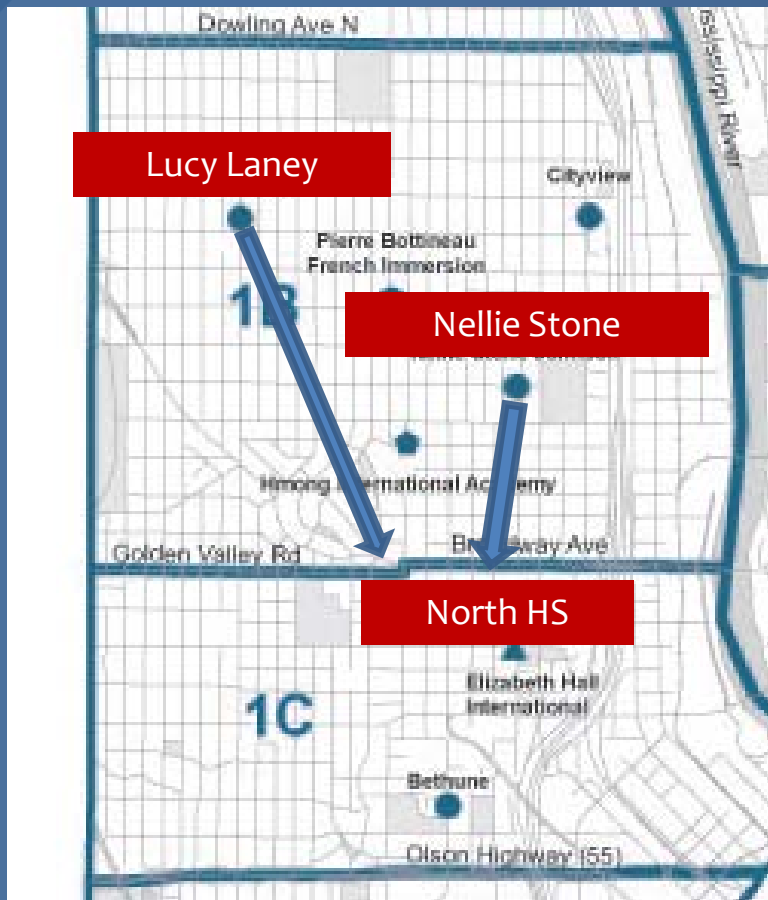
**Special Education Impact:** May reduce one CLASS classroom at Olson

## **Students Impacted:**

2012 – 58 5<sup>th</sup> graders to Jenny Lind

# Nellie Stone Johnson & Lucy Laney

**Current:** Nellie Stone Johnson & Lucy Laney attendance area students attend Henry if these students do not make a 9<sup>th</sup> grade request to attend Edison, North or a citywide program



## Proposed Recommendation:

Nellie Stone Johnson & Lucy Laney pathway students to North High School unless an alternative request is made.  
Enrollment Strategy Used: Change Pathways

## Rationale:

Provides K-8 pathways for North High School

## Students Impacted:

2012- 122 8<sup>th</sup> graders  
School-wide- 1,353 total students

Special Education Impact: Pathways not changed to North

# Sheridan Arts Magnet

Current: Sheridan is a K-8 Arts magnet school

Proposed Recommendation:

Sheridan Arts magnet becomes a K-5 magnet that pathways to Northeast Middle School. Placement procedures adjusted to only place northeast students after May 1st. Add High5 and ECSE programs to Sheridan

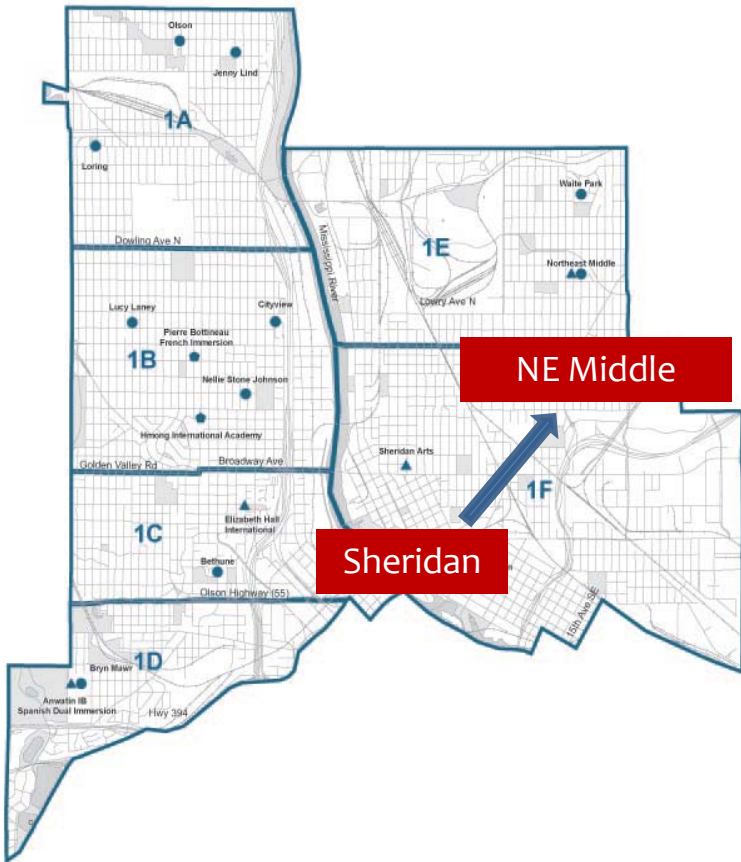
Enrollment Strategy: Grade Configuration Change

Rationale:

Provides 250 of K-5 seats in the NE attendance area, an area that has projected enrollment increases and utilizes 6-8 space available at Northeast

Students Impacted:

2012- 195 5th-7th graders to NE, 124 H5/ECSE  
School-wide- 643 total students

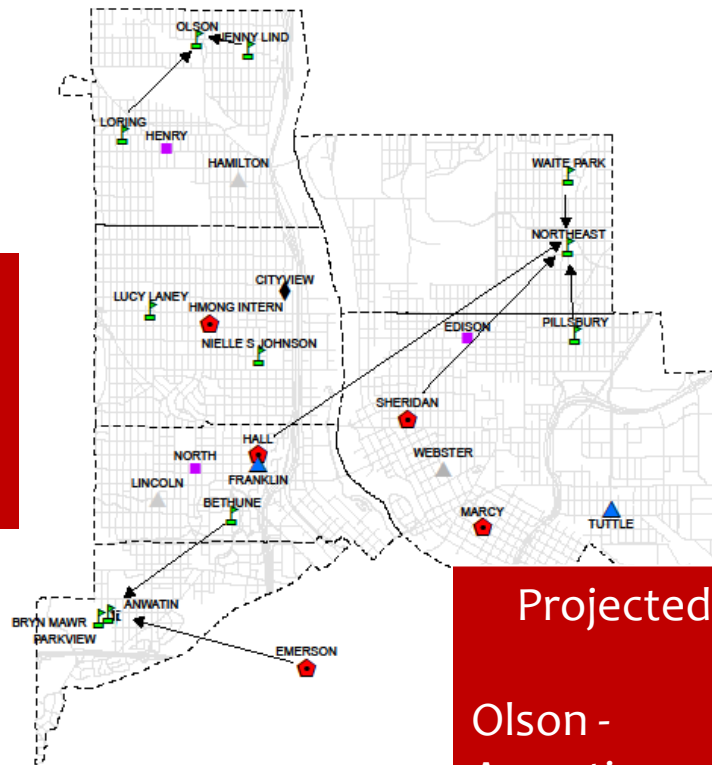


Special Education Impact: Add classes – 2 Autism classrooms at Sheridan to address increases; add one CLASS at NE for Pillsbury pathway

# Pathways for Zone 1 Schools

## Middle School Pathways

- High School
- Community School
- Magnet School
- ⚡ Dual Campus
- ▲ CLOSED
- ◆ MPS CHARTER SCHOOL
- ▲ Leased
- ⊞ Attendance Area



High school pathways based on student home address

Projected 6-8 Enrollment Changes		
	2012	2014
Olson -	350	400
Anwatin-	570	650
NE Middle-	670	700

Source: Student Accounting Department, MPS  
May, 2011

# Hiawatha and Howe

**Current:** Hiawatha is a k-5 community school that pathways to Sanford Middle School and Howe is a closed building with 15 classrooms in the Hiawatha attendance area

**Proposed Recommendation:** Develop a dual campus -Hiawatha becomes a PreK-2 program and Howe a 3-5 program that pathways to Sanford Middle School

**Enrollment Strategy:** Open Closed Building

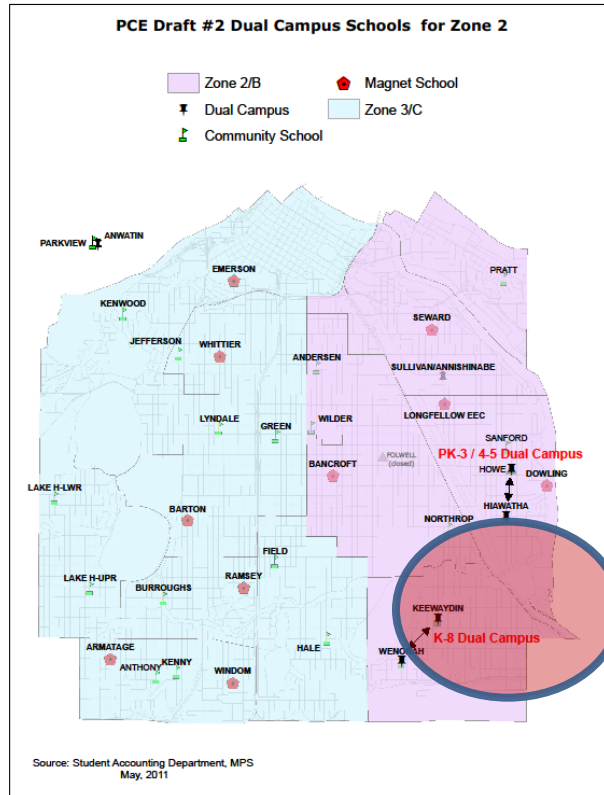
## Rationale:

Provides 150 of K-5 and 50 Pre-K seats in the Hiawatha attendance area, an area that has projected enrollment increase and needed classroom space for Special Education and Early Childhood students

## Students Impacted:

2012- 134 3<sup>rd</sup>-5<sup>th</sup> graders  
School-wide- 297 total students

PCE Draft #2 Dual Campus Schools for Zone 2



**Special Education Impact:** DCD classes split & add two DCD to dual campus to address split campus & resources

# Lake Nokomis

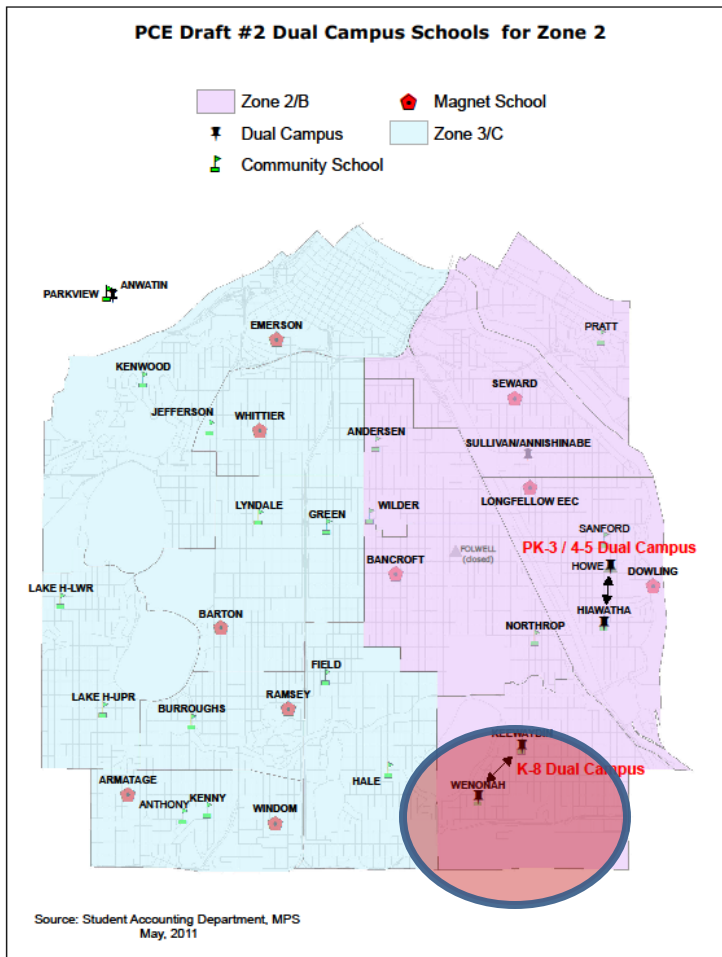
**Current:** Lake Nokomis is a dual campus, Wenonah K-3 and Keewaydin 4-8 that pathways to Roosevelt High School

**Proposed Recommendation:** Maintain the dual campus and make a capital investment in the Keewaydin campus.

**Enrollment Strategy:** Invest in Capital Expansion

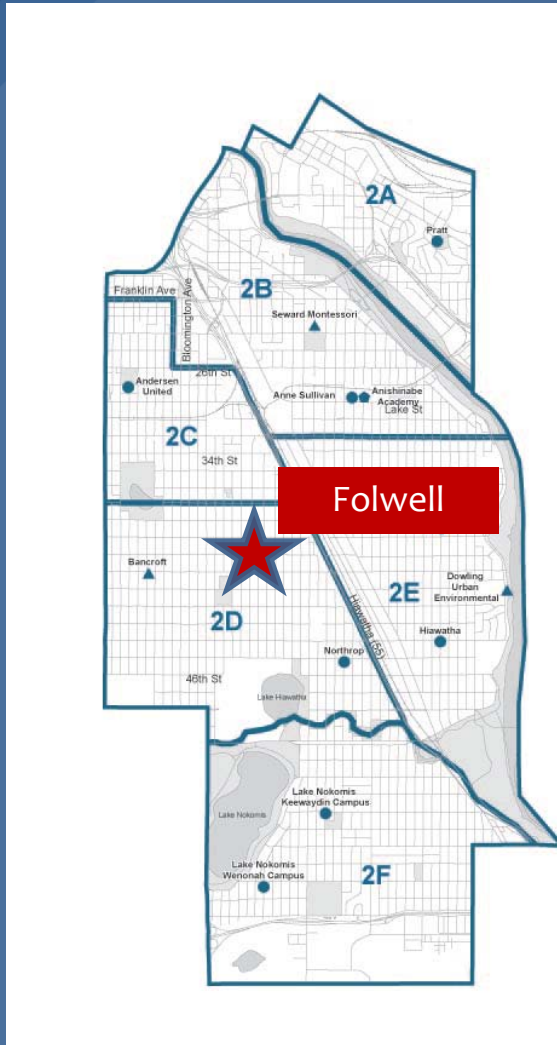
## Rationale:

Provides 180 K-8 seats to allow augmentation to Lake Nokomis's academic program - enhancing its image in the community to retain the large number of families with young children living in the area (census). The attendance area is projected to have enrollment increases and needs classroom space for Special Education and ELL programs.



# Folwell Building

**Current:** Folwell is a closed building in the Northrop attendance area



**Proposed Recommendation:** Open Folwell building and move the Ramsey Fine Arts Magnet program intact to Folwell

**Enrollment Strategy:** Open Closed Building

## **Rationale:**

Utilizes an empty building that creates K-8 capacity for approximately 900 students in Zone 2 and 3

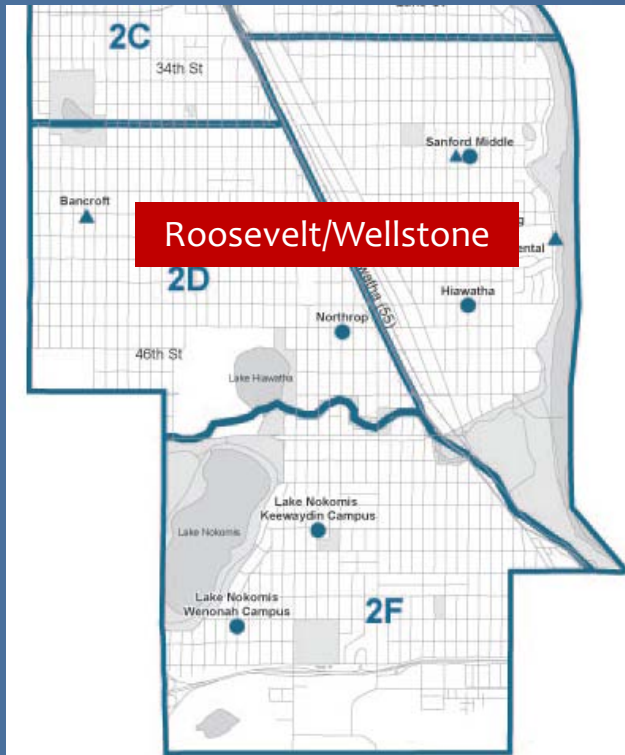
## **Students Impacted:**

2012- 957 K-8 students at Ramsey

**Special Education Impact:** Autism program move to Folwell; 5<sup>th</sup> graders who live in Burroughs or Lyndale can attend new middle school

# Roosevelt/Wellstone ELL 6<sup>th</sup>-12<sup>th</sup> International Newcomers School

**Current:** ELL Level 1 and 2 middle and high school students are spread across a number of schools. Wellstone is the only international high school for students ages 14 to 21 years. There is no international middle school program



**Proposed Recommendation:** Expand Wellstone to become the 6-12 ELL International Newcomers School

**Enrollment Strategy:** Open/Expand Program

## **Rationale:**

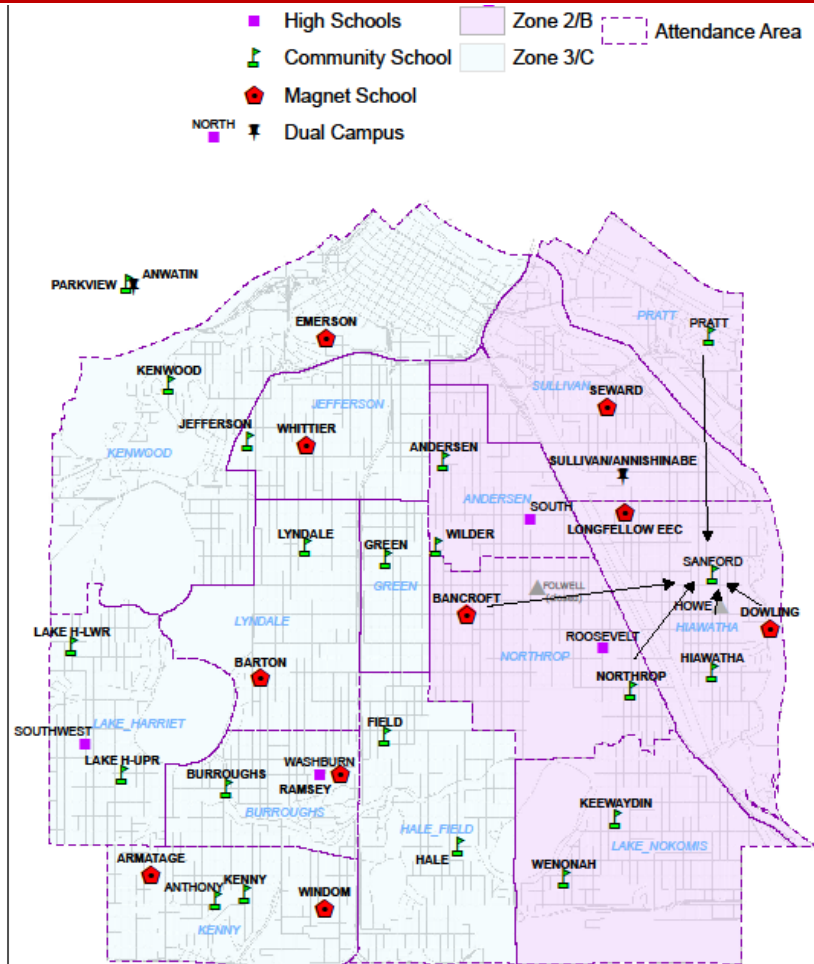
Provides a program designed to tap into and build upon the assets of our newly arriving international learners, based on comparable high-performing models in other states. Also provides capacity to welcome refugee communities. Creates 75 additional middle school seats citywide

## **Students Impacted:**

2012- 75 middle school and 100 high school students

# Pathways for Zone 2 Schools

## Middle School Pathways

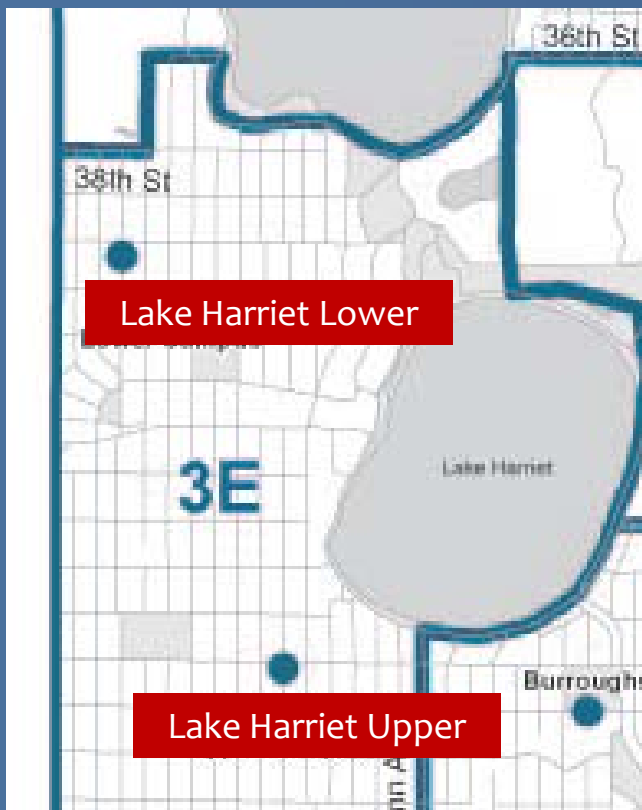


High school pathways are based on student home address and will remain constant

Source: Student Accounting Department, MPS  
May, 2011

# Lake Harriet

**Current:** Lake Harriet is a K-8 dual campus. Students who live in the Lake Harriet attendance area attend Southwest High School unless an alternative request is made.



**Special Education Impact:**  
Provides better classroom space

## **Proposed Recommendation:**

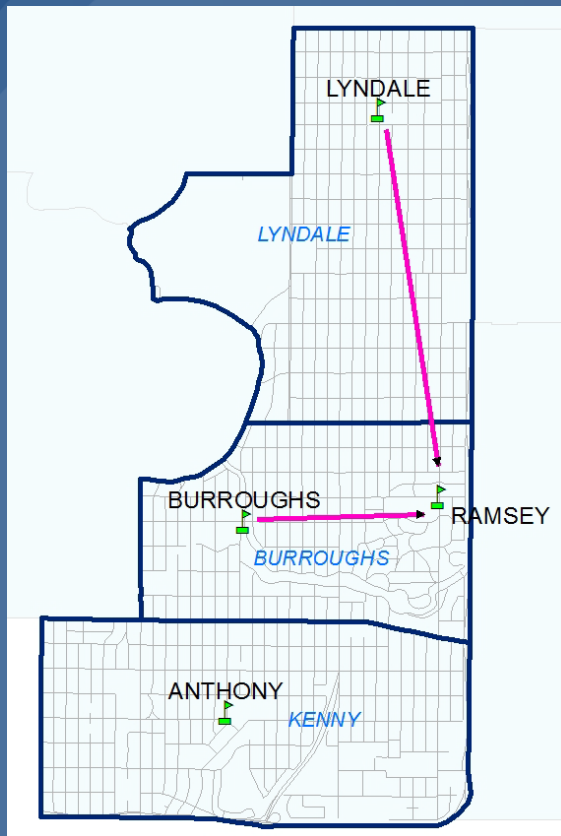
Make a capital investment at the Lake Harriet lower campus

**Enrollment Strategy:** Capital Improvement and Grade Configuration Change

**Rationale:** Provides 125 K-8 seats in the Lake Harriet attendance area to expand the facility to accommodate currently enrolled students as they move forward between campuses. LH facilities are designed as a 4 KG school but has 5 classrooms of enrollment KG-3.

# Ramsey Building, Burroughs & Lyndale

**Current:** The Ramsey building contains the Ramsey Fine Arts magnet that is proposed to move to Folwell. Lyndale and Burroughs are K-5 programs that pathway to Anthony and then to Washburn or Southwest High School based on their home address



## Proposed Recommendation:

Make Ramsey building into a 6-8 middle school and change Burroughs and Lyndale pathway to new middle school

**Enrollment Strategy:** Open New Program & Change Pathways

## Rationale:

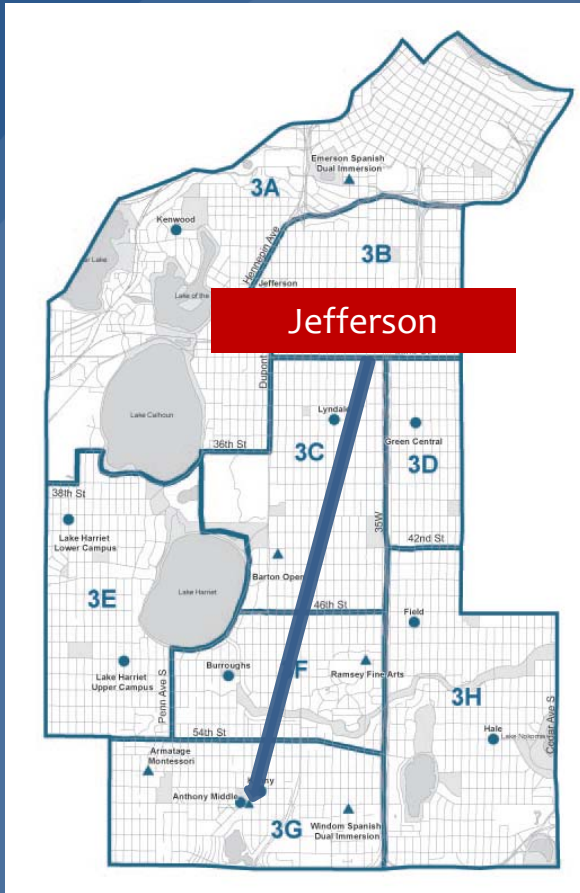
Provides 600 6-8 middle school seats in Zone 3, a zone that is over capacity. Develops a stronger pathway from elementary to high school

**Students Impacted:** 2012- 171 5<sup>th</sup> graders  
School-wide – 1,248 total students

**Special Education Impact: Create clear pathway K-12 by opening 6-8 Autism program at new middle program and Washburn**

# Jefferson

**Current:** Jefferson is a K-8 community school that attendance area students pathway to Southwest High School



## Proposed Recommendation:

Make Jefferson a K-5 program that pathways to Anthony Middle School with an option to attend Anwatin Middle School. Maintains the pathway to Southwest.

**Enrollment Strategy:** Change Grade Configuration and Change 6-8 Pathway

**Rationale:** Provides 200-300 K-5 seats in the Jefferson attendance area and utilizes excess capacity at Anthony after pathway changes. Jefferson attendance area is expected to have increased enrollment (census).

## Student Impact:

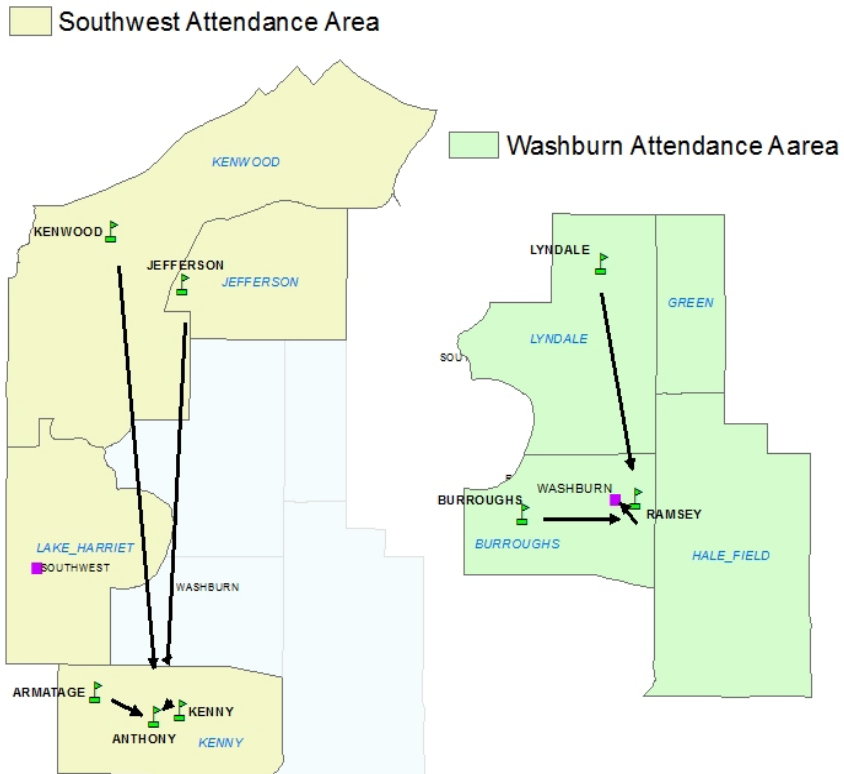
2012- 161 6-8 graders

School-wide – 630 total students

Special Education Impact: DCD middle school students would attend new middle school & Washburn

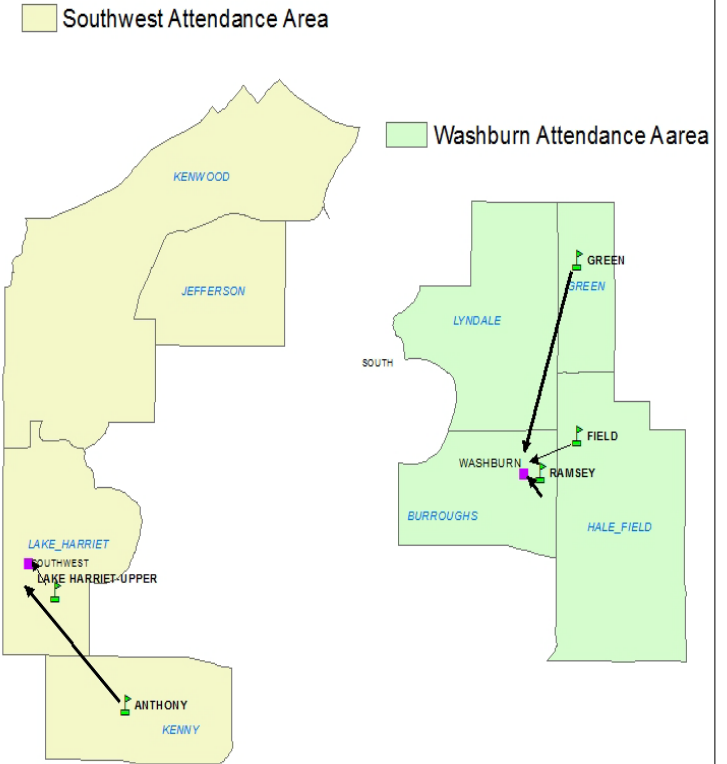
# Zone 3 Pathways and High Schools

## PCE Draft #2 Ramsey Middle School and Anthony Middle School Feeders



Source: Student Accounting Department, MPS  
May, 2011

## PCE Draft #2 High School Pathways & Feeders



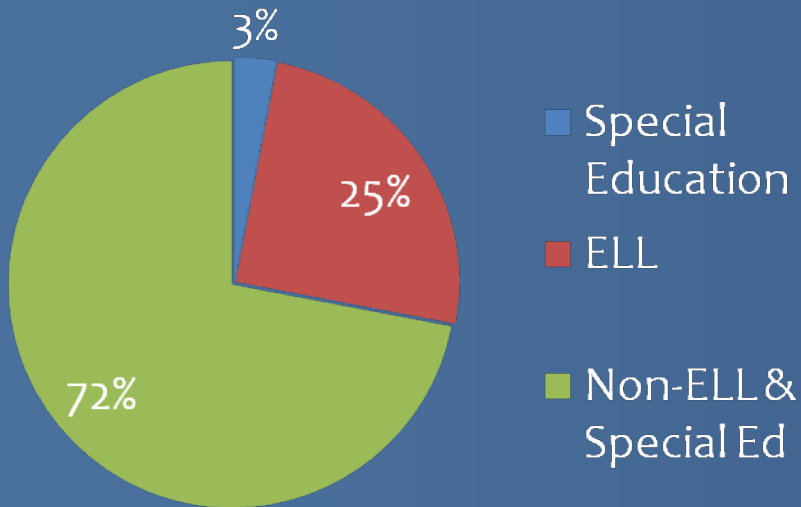
Source: Student Accounting Department, MPS  
May, 2011

High school pathways are based on student home address and will remain constant

# Impact of Proposed Changes on Students – 2012 and School-wide

## 2012 Student Impact

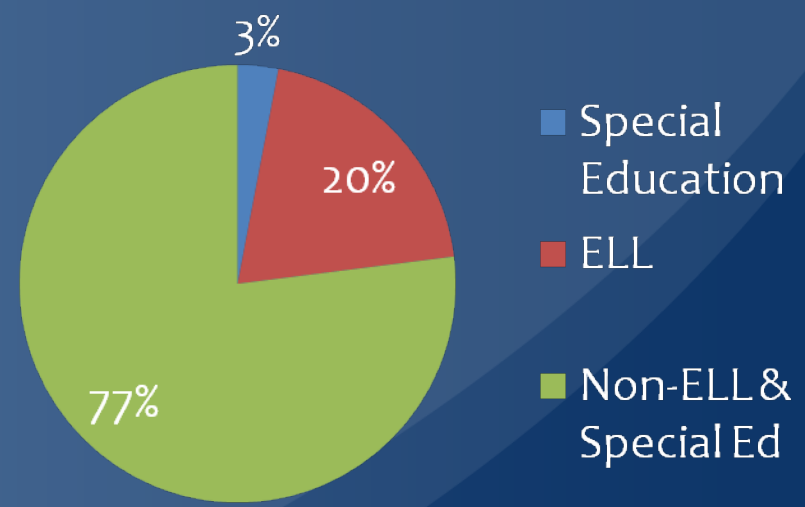
Students making change in initial year



1,993 Students

## Total School-wide Student Impact

All students currently in the impacted schools



4,417 Students

# Enrollment Planning

## School Specific Community Meetings

Proposed Enrollment Recommendations also will be discussed at all three Area meetings, the Special Education Council and Language Specific Parent Liaison meetings

Release Proposed  
Recommendations  
Week of 9/26/11

Zone 3 New Middle  
School Meeting @  
Washburn  
10/5/11

Jenny Lind-Olson  
Meeting @  
Jenny Lind  
10/11/11

Hiawatha Meeting  
@ Hiawatha  
10/13/11

Sheridan Meeting in  
North Mpls.  
10/19/11

Jefferson Meeting  
@ Jefferson  
10/4/11

Sheridan Meeting  
@ Sheridan  
10/6/11

Ramsey-Folwell  
@ Ramsey  
10/13/11

Northeast  
Community  
@ NE Middle  
10/17/11

Tentative Date  
Presented to  
the Board  
11/1/11

Community meetings to be scheduled:  
Nellie Stone & Lucy Laney

Completed:  
Lake Nokomis  
Lake Harriet